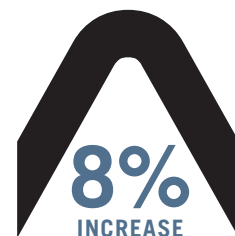


BY THE NUMBERS

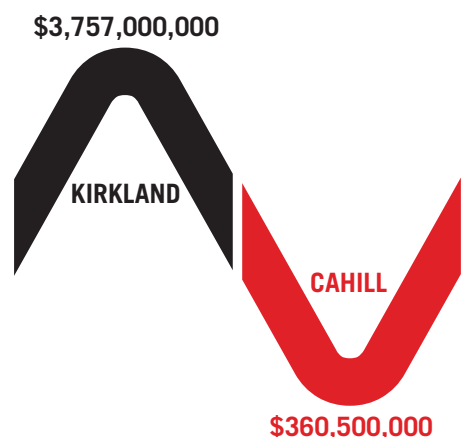
The Am Law 100's financial results painted a complex picture of success and some disappointment, one that becomes more clear in visual form.

GROSS REVENUE

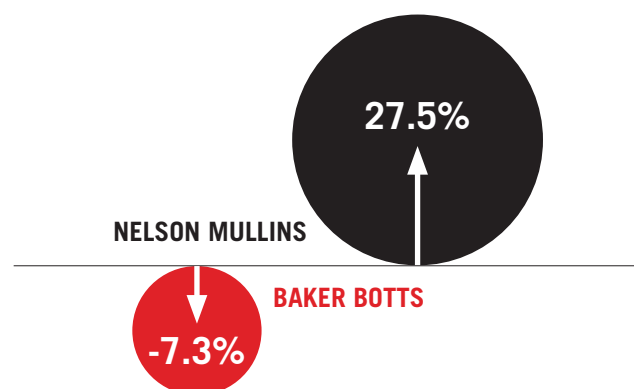
2018 TOTAL \$98,748,110,245
 2017 \$91,442,922,850
 2016 \$86,704,757,009



HIGHEST & LOWEST



BIGGEST INCREASE & DECREASE



10 FIRMS WITH MORE THAN \$2B

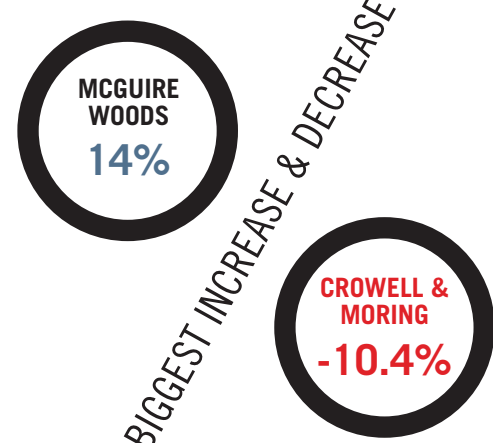

Kirkland	\$3,757,000,000
Latham	\$3,386,061,000
Baker McKenzie*	\$2,900,000,000
DLA Piper*	\$2,835,986,000
Skadden	\$2,672,706,000
Sidley	\$2,219,763,000
Hogan Lovells*	\$2,119,297,000
Morgan Lewis	\$2,095,000,000
Jones Day	\$2,057,000,000
White & Case	\$2,050,500,000

*Vereins

REVENUE PER LAWYER

AVERAGE \$975,982

4.2% INCREASE



PROFITS PER PARTNER

AVERAGE \$1,882,383 6.5% INCREASE



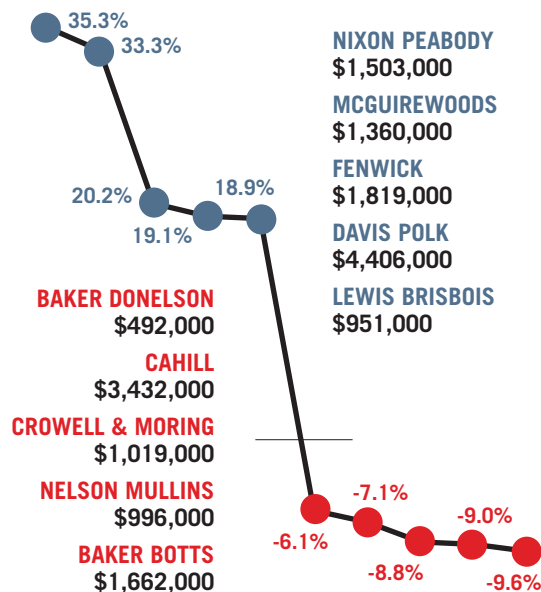
REVENUE PER LAWYER

THIS CHART SHOWS THE 25 AM LAW 100 FIRMS WITH THE HIGHEST REVENUE PER LAWYER AND THE 25 FIRMS WITH THE LOWEST, AND THE PERCENTAGE CHANGE IN EACH FIRM'S RPL FROM 2017 TO 2018.

1	Wachtell	2.3%
2	Sullivan & Cromwell	0.8%
3	Kirkland	2.8%
4	Simpson Thacher	13.4%
5	Cravath	12.1%
6	Skadden	5.9%
7	Quinn Emanuel	-5.5%
8	Ropes & Gray	5.2%
9	Milbank	6.9%
10	Debevoise	8.8%
11	Davis Polk	10.2%
12	Paul Weiss	8.2%
13	Gibson Dunn	8.1%
14	Proskauer	10.4%
15	Wilmer	2.1%
16	Latham	6.0%
17	Fried Frank	3.1%
18	Williams & Connolly	2.9%
19	Boies Schiller	2.5%
20	Weil	5.1%
21	Cooley	8.5%
22	Paul Hastings	6.0%
23	Fenwick	9.8%
24	Kramer Levin	7.0%
25	Goodwin Procter	10.5%
76	DLA Piper*	4.9%
77	Reed Smith	5.4%
78	Haynes and Boone	4.1%
79	Duane Morris	3.7%
80	Nelson Mullins	-3.6%
81	Barnes & Thornburg	-2.4%
82	Davis Wright	5.8%
83	Dorsey	5.2%
84	Cozen O'Connor	4.4%
85	Baker & Hostetler	-0.8%
86	Squire Patton*	3.4%
87	Ballard Spahr	0.6%
88	Polsinelli	4.4%
89	Fox Rothschild	3.8%
90	Bryan Cave	N/A
91	Akerman	1.8%
92	Baker McKenzie*	8.5%
93	Ogletree Deakins	5.4%
94	Norton Rose*	-0.5%
95	K&L Gates	4.0%
96	Baker Donelson	3.2%
97	Little	6.0%
98	Jackson Lewis	-2.0%
99	Womble Bond	N/A
100	Lewis Brisbois	7.7%


PROFITS PER PARTNER

BIGGEST INCREASE & DECREASE



85 FIRMS THAT INCREASED THEIR PEP

BIGGEST SPREAD BETWEEN PEP & PPL



PROFITS

AVERAGE \$519,941 NONEQUITY PARTNER



KIRKLAND	\$2,165,911,000
LATHAM	\$1,684,640,000
SKADDEN	\$1,296,263,000
GIBSON DUNN	\$1,078,952,000
JONES DAY	\$1,004,000,000

LAWYERS

TOTAL 101,178 **3.6%** INCREASE

MOST & FEWEST

WACHTELL < 267 | BAKER MCKENZIE* > 4,720

MOST & FEWEST PER EQUITY PARTNER

LEWIS BRISBOIS > 9.72 LEVERAGE | BALLARD SPAHR < 1.29 LEVERAGE

EQUITY AND NON-EQUITY PARTNERS

AVERAGE NONEQUITY 44%

HIGHEST NONEQUITY



FIRMS WITH ONLY EQUITY PARTNERS

- ARNOLD & PORTER • BALLARD SPAHR • CLEARY GOTTLIEB • COVINGTON • CRAVATH
- DAVIS POLK • DEBEVOISE • JONES DAY • PAUL WEISS • ROPES & GRAY • SCHULTE ROTH
- SKADDEN • SULLIVAN & CROMWELL • WACHTELL • WILLIAMS & CONNOLLY • WILMER

PROFITS PER LAWYER

AVERAGE \$389,846

HIGHEST & LOWEST

WOMBLE BOND	\$140,000	WACHTELL	\$1,957,000
SQUIRE PATTON*	\$116,000	KIRKLAND	\$939,000
POLSINELLI	\$111,000	QUINN EMANUEL	\$919,000
K&L GATES	\$101,000	SULLIVAN & CROMWELL	\$896,000
LEWIS BRISBOIS	\$89,000	GIBSON DUNN	\$826,000

PROFIT MARGIN

AVERAGE 40

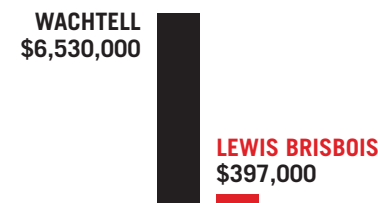
HIGHEST & LOWEST



COMPENSATION ALL PARTNERS

AVERAGE \$1,283,132

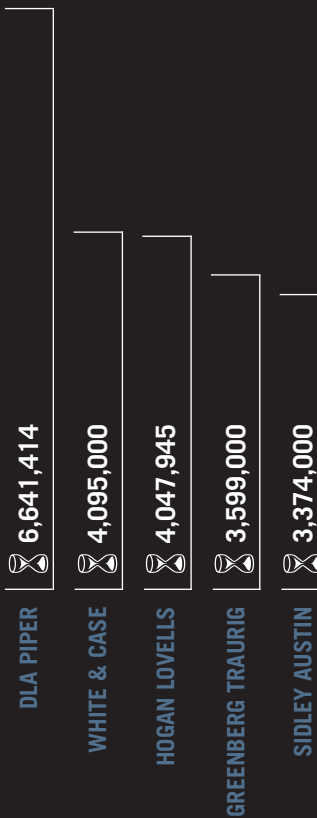
HIGHEST & LOWEST



BIGGEST INCREASE & DECREASE IN RANKING



MOST BILLABLE HOURS



HIGHEST BILLABLE HOURS PER LAWYER

FISH & RICHARDSON **1,916**

FIRM WITH THE LAWYER WITH THE MOST BILLABLE HOURS

FOX ROTHSCHILD **4,200**